

THE FINAL CHAPTER



Senior Information Packet
Cypress Falls High School
2024



The Final Chapter Contents

- Letter from the Principal
- Important Dates
- Important Reminders
- Graduation Ceremony Instructions
- Parent & Guest Information
- Parking Map
- Portrait Information



CYPRESS FALLS HIGH SCHOOL

9811 HUFFMEISTER, HOUSTON, TEXAS 77095

PHONE: 281-856-1000 FAX: 281-856-1445

Becky Denton
Principal

Kyle Parsons
Associate Principal

Renee Barbe
Director of Instruction

Lakeisha Frank
Lead Counselor

Chris Brister
Campus Athletic
Coordinator

To the parents of the Graduates of 2024:

After years of preparation and persistence, your child is ready to graduate from high school. June 1st marks that long-awaited day. We look forward to celebrating your very special day.

Please discuss the significance and seriousness of the graduation ceremony with your graduate. We believe that it is important for the students to understand that their parents, family and Cypress Falls Staff expect them to conduct themselves in a dignified and scholarly manner. We also plan to help the students understand misconduct or disruptive behavior would distract from this special time and would not be fair to members of the class of 2024. In no way do we want to take away from the excitement of graduation; instead, we want to add to it by ensuring that each graduate receives his diploma in a dignified manner and is awarded the recognition he deserves.

Graduates will each **receive 9 tickets** for family and guests because of the size of the graduating class and the special setup at the Berry Center. Graduates should be there by **3:30 p.m.** The ceremony will begin at 5:00 p.m.

Additionally, the Fire Marshall will not allow spectators to leave their seat and use aisles to take pictures. Please be prepared to remain seated and use a zoom lens, binoculars, etc. Any student who does not wish to participate in graduation may pick up his/her diploma on **Tuesday, June 4th, 2024** at Cypress Falls High School.

It has been our privilege to have you and your family as part of the Cypress Falls community. Thank you for sharing your child with us.

Sincerely,

Becky Denton
Principal

IMPORTANT STUDENT REMINDERS

Prior to the final week of school, you should...

1. Make sure you are NOT on the FINES & FEES list or still have laptop

- Will not be allowed to participate in Senior Breakfast if you owe fee, fine, or laptop

2. Turn in library books

3. Clear EAs with your AP

4. Order Final Transcript for College NOW

- The student must complete a Final Transcript Request Form in the registrar's office before graduation. The college/university of attendance may not allow you to register for courses until a final transcript is mailed **directly from Cypress Falls High School to the admissions office.**
- Final transcripts will be sent to colleges two weeks after graduation.
- Per TEA, we are not allowed to hand a parent or student an official transcript whether sealed or not.
- **Due to the volume of transcripts received at colleges and NCAA, it takes approximately 4-6 weeks for colleges to process and update their systems with the information.**
- NCAA Clearinghouse requires an additional final transcript be mailed directly from Cypress Falls. If you registered with the clearinghouse during your junior year of high school, a Final Transcript Request Form must be on file in the Registrar's office to have a final transcript mailed directly to NCAA. A loss of scholarship could result from the clearinghouse not receiving a final high school transcript listing your senior courses and graduation date.
- If you were in a Dual Credit Class, you must also request an official transcript from Lone Star College to the school you will be attending.

2024 SENIOR FINAL EXAM SCHEDULE

***** CAP AND GOWN DELIVERY – MAY 7TH DURING ALL LUNCHES**

<p>Thursday, May 23, 2024 (SENIORS ONLY)</p>	<p>1st PERIOD EXAM: 7:15 – 8:45 a.m. 7th PERIOD EXAM: 8:51 – 10:19 a.m. (Follows Normal Schedule)</p>									
<p>Friday, May 24, 2024 (SENIORS ONLY)</p>	<p>4th PERIOD EXAM: 7:15 – 8:45 a.m. 5th PERIOD EXAM: 8:51 – 10:19 a.m. (Follows Normal Schedule)</p>									
<p>Monday, May 27, 2024</p>	<p>NO EXAMS (No School-Memorial Day)</p>									
<p>Tuesday, May 28, 2024</p> <p style="text-align: center;">2nd & 3rd Period Exams</p>	<p>2nd PERIOD EXAM: 7:15 – 8:45 a.m. 3rd PERIOD EXAM: 8:51 – 10:19 a.m.</p> <table border="1" style="width: 100%; border-collapse: collapse; margin-bottom: 10px;"> <tr> <td style="background-color: yellow;">A lunch: 10:25-10:55</td> <td>4th period: 10:31-11:20</td> <td>4th period: 10:31-11:20</td> </tr> <tr> <td>4th period: 11:01-11:50</td> <td style="background-color: yellow;">B lunch: 11:20-11:50</td> <td>5th period: 11:26-12:15</td> </tr> <tr> <td>5th period: 11:56-12:45</td> <td>5th period: 11:56-12:45</td> <td style="background-color: yellow;">C/D lunch: 12:15-12:45</td> </tr> </table> <p>6th PERIOD CLASS: 12:52-1:43 p.m. 7th PERIOD CLASS: 1:49-2:40 p.m.</p>	A lunch: 10:25-10:55	4th period: 10:31-11:20	4th period: 10:31-11:20	4th period: 11:01-11:50	B lunch: 11:20-11:50	5th period: 11:26-12:15	5th period: 11:56-12:45	5th period: 11:56-12:45	C/D lunch: 12:15-12:45
A lunch: 10:25-10:55	4th period: 10:31-11:20	4th period: 10:31-11:20								
4th period: 11:01-11:50	B lunch: 11:20-11:50	5th period: 11:26-12:15								
5th period: 11:56-12:45	5th period: 11:56-12:45	C/D lunch: 12:15-12:45								
<p>Wednesday, May 29, 2024</p> <p style="text-align: center;">6th Period Exams</p>	<p>6th PERIOD EXAM: 7:15 – 8:45 a.m.</p> <table border="1" style="width: 100%; border-collapse: collapse; margin-bottom: 10px;"> <tr> <td style="background-color: yellow;">A lunch: 10:25-10:55</td> <td>4th period: 10:31-11:20</td> <td>4th period: 10:31-11:20</td> </tr> <tr> <td>4th period: 11:01-11:50</td> <td style="background-color: yellow;">B lunch: 11:20-11:50</td> <td>5th period: 11:26-12:15</td> </tr> <tr> <td>5th period: 11:56-12:45</td> <td>5th period: 11:56-12:45</td> <td style="background-color: yellow;">C/D lunch: 12:15-12:45</td> </tr> </table> <p>1st PERIOD CLASS: 12:52-1:43 p.m. 3rd PERIOD CLASS: 1:49-2:40 p.m.</p>	A lunch: 10:25-10:55	4th period: 10:31-11:20	4th period: 10:31-11:20	4th period: 11:01-11:50	B lunch: 11:20-11:50	5th period: 11:26-12:15	5th period: 11:56-12:45	5th period: 11:56-12:45	C/D lunch: 12:15-12:45
A lunch: 10:25-10:55	4th period: 10:31-11:20	4th period: 10:31-11:20								
4th period: 11:01-11:50	B lunch: 11:20-11:50	5th period: 11:26-12:15								
5th period: 11:56-12:45	5th period: 11:56-12:45	C/D lunch: 12:15-12:45								
<p>Thursday, May 30, 2024</p>	<p>SENIOR BREAKFAST/GRAD PRACTICE 8:00 a.m.</p>									

GRADUATION IS JUNE 1ST @ 5:00 P.M. AT THE BERRY CENTER

Graduation Ceremony

GRADUATE INFORMATION

Date: Saturday, June 1, 2024

Arrival Time: **3:30 p.m.**

Ceremony Begins: 5:00 p.m.

Location: The Richard E. Berry Educational Support Center

Report to the Berry Center at 3:30 p.m.

- Parking will be available on the East and West sides of the Berry Center.
- 1 ½ hour prior to the beginning of the graduation ceremony, graduates will enter conference center doors. (See attached map)
- Campus Administrators will search graduates as they enter the **Conference Center Hall** and will direct graduates to the **Conference Center** where they will find their chair in the staging area.
- Remain seated until announcement is made for graduates to exit for processional.
- Only Cypress Falls High School Seniors will be admitted to this area.
- Pass through metal detector (**Do NOT put your gown on before you enter**).

Dress Code

Hats (Mortarboard)

- Wear your hat flat on your head; point to middle of forehead; tassel on left.
- **Remember, NO decorated hats!**

Men

- White, light-colored dress shirt and a tie (gowns are not appropriate without a tie)
- Long pants (No jeans or shorts)
- Dress shoes and socks (No sandals, flip-flops, or tennis shoes)

Ladies

- Long pants or a dress (No jeans or shorts)
- Low-heeled shoes (No flip-flops or tennis shoes)
- Leave purse with friends/family (cannot carry in the processional)

Cell Phone and Possessions

- Leave everything at home or with a guest. If you enter with a cell phone, you will be asked to return it to your vehicle.

Graduation Ceremony GRADUATE INFORMATION Cont...

Conduct

- Respect the dignity of this occasion by being quiet and attentive during the program and allowing your classmates to walk across the stage and hear their names called.
- Be aware that prohibitions regarding alcohol, tobacco, drugs, dress code, pierced jewelry, etc. will be applicable, and students involved with these violations will be denied participation in graduation exercises. Likewise, students who engage in disruptive acts may be removed from the ceremony and will not receive their diploma during the ceremony.

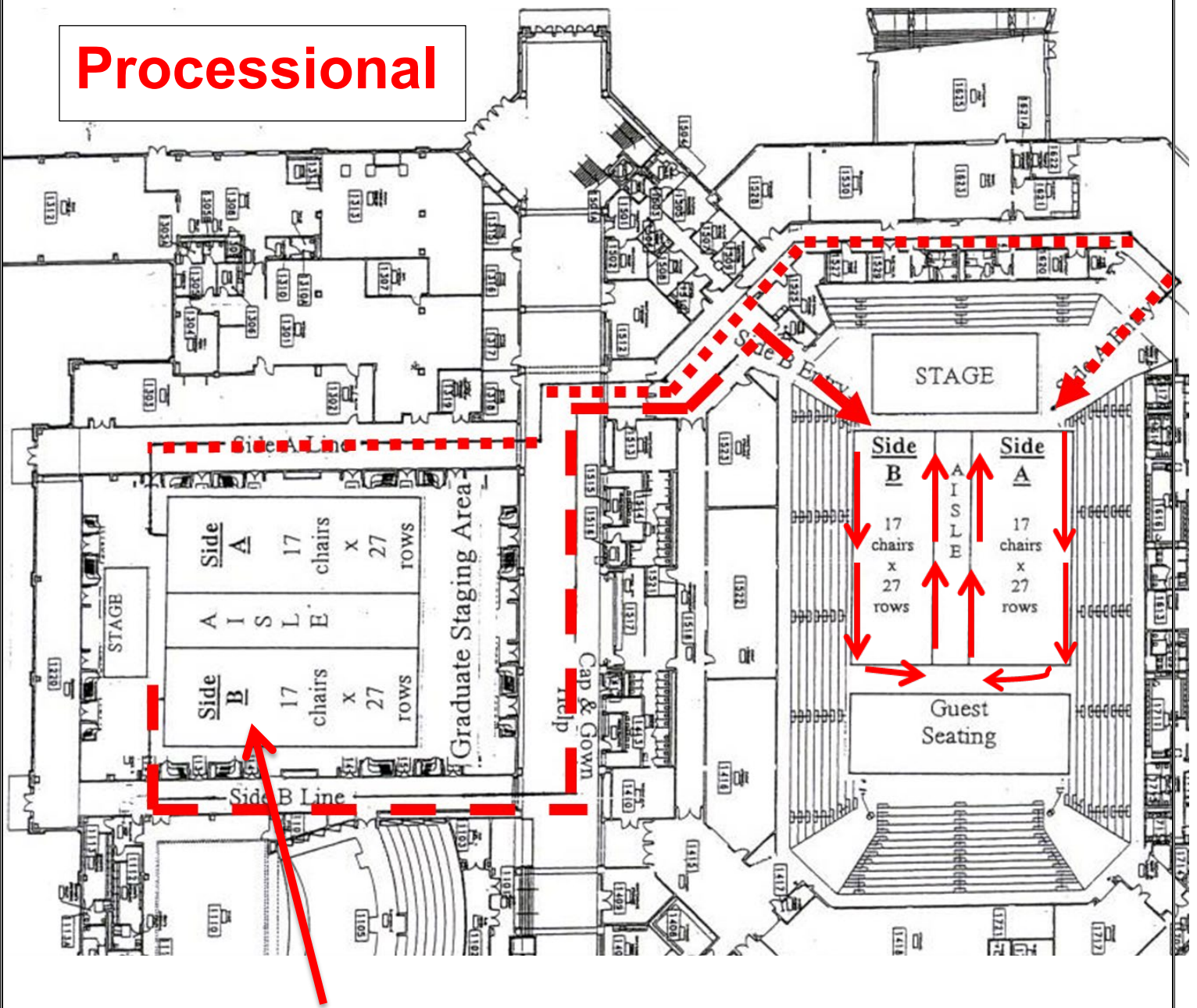
Ceremony

- Upon arrival to the Berry Center, go through **Conference Center Doors** (Please see attached map). Enter into the **Conference Center Hall** where campus administrators will search graduates, and then on to the **Conference Center** and be seated in your assigned chair.
- Remain seated until announcement is made for graduates to exit for processional.
- Announcement will be made to exit the Conference Center from your seat.
- Exit from the front to form lines for Processional; remain in line.
- Processional of graduates will begin the ceremony.
- All graduates remain standing until all graduates are in place.
- Do not try to fill in empty seats because someone may arrive late; leave spaces.
- You will stand for the Pledge to the Flag and National Anthem (Men, remove your hats)
- After the national Anthem you are to be seated. (Men, replace your hats)

Diplomas

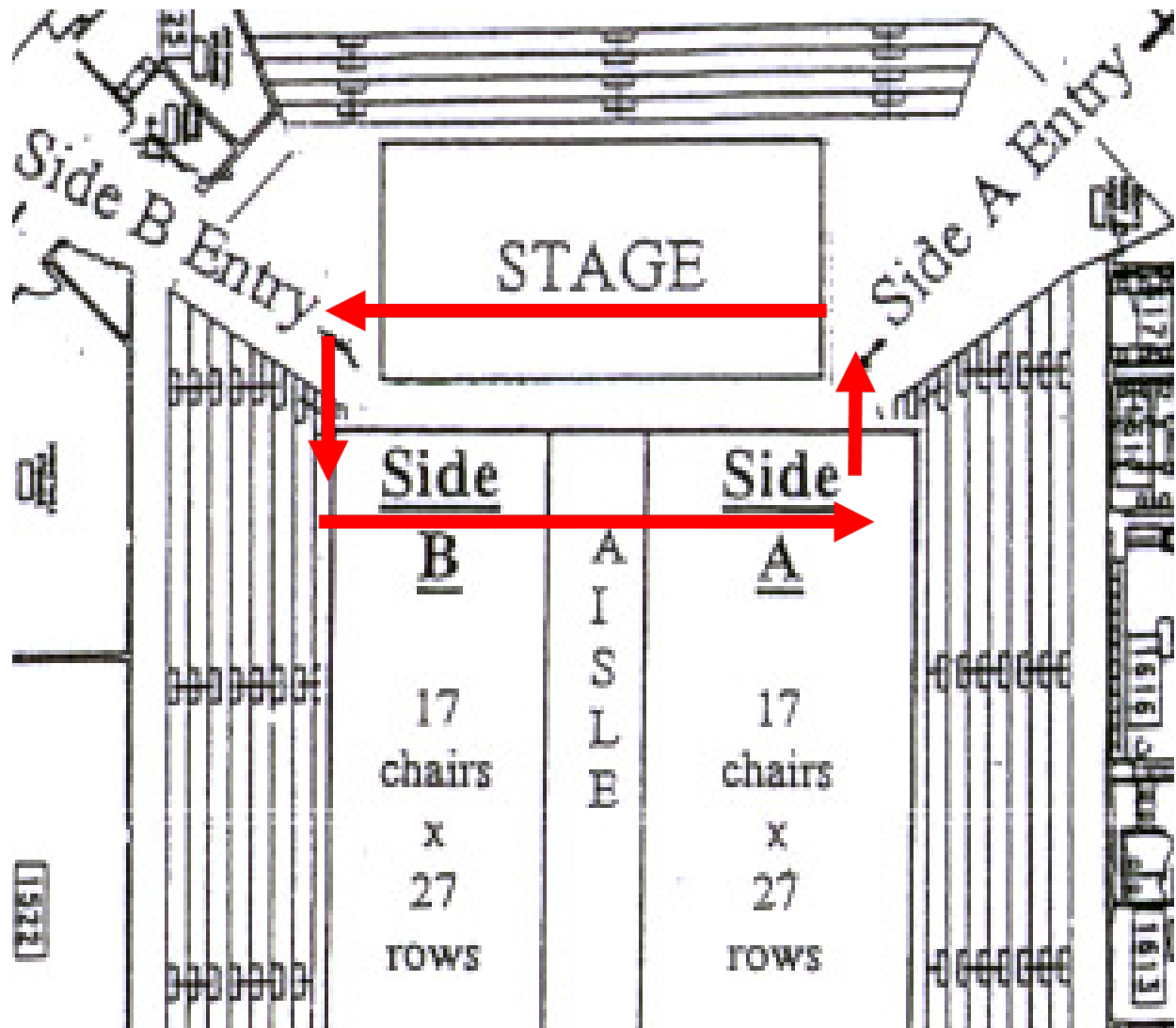
- As you shake hands on the stage, you will receive a diploma cover only.
- You will be issued your diploma by row monitor.

Processional



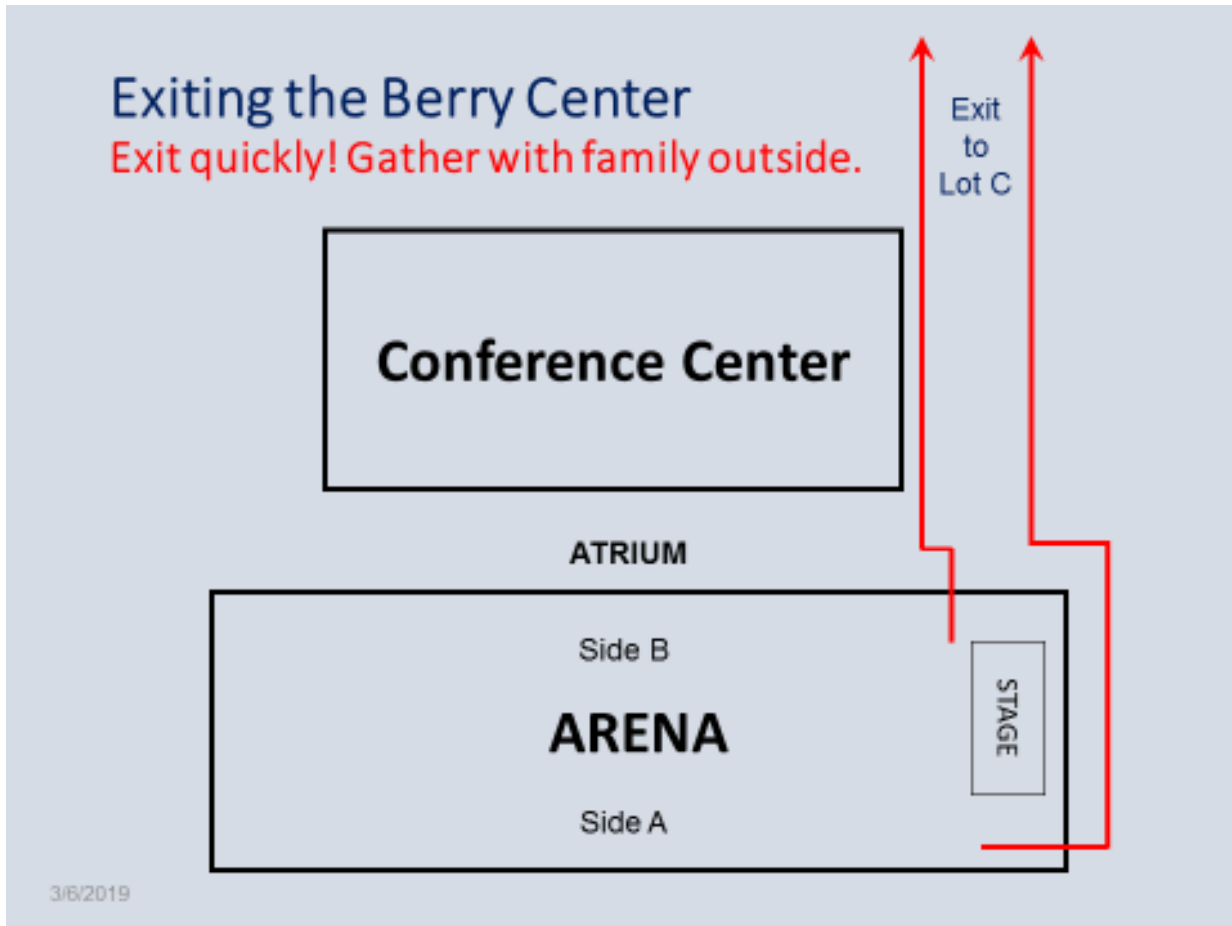
Meet in Conference Room and sit in your assigned seat.
(4:00 p.m.)

Walk Across Stage



Recessional

After graduation we will exit together starting with the first row. Once you are out of the Arena, proceed to one of the hallways on either side of the Conference Center and exit outside to meet with your family.



Graduation Ceremony

PARENT & GUEST INFORMATION

- Parking will be available on the East and West sides of the Berry Center.
- Enter the Berry Center at either the East or West entrance. Use entrance Two or Three then proceed to the **Concourse** Level.
- Handicap: Wheelchair and handicap guests will use the elevator at either Entrance Two (East side) or Entrance Three (West side) of the Berry Center and proceed up to the Concourse Level.
- You must have a ticket. Infants and small children who will sit in parent's lap do not need a ticket. If a child needs a seat, he will need a ticket.
- Tickets will be available to reserve on **May 9th at 9:00 a.m.** through the Berry Center website.
- You can livestream the graduation ceremony at Berrycenter.net/cyfallsgrad.
- Wheelchair seating is available in sections 101 and 102.
- Section 107 is reserved for the hearing impaired guests.
- No signs, noise makers (air horns), balloons, or flowers will be allowed inside the building. Guests with the above items will be asked to return the items to their vehicles.
- No seating in aisles or doorways.
- You will exit the same entrance you entered.
- Attached is the information for pictures.

NOTE: All parents and guests are asked to exit Berry Center and the parking lot as quickly as possible to accommodate all graduation ceremonies.

Thank You for your cooperation!



CONGRATS *Graduates*

Scan to opt-in to view our
commencement photos.



Or text

110766GY24

to **90738***



Lifetouch

Powered by
PhotoDay

*Data & message rates may apply.
©2014 Lifetouch. All rights reserved.
PhotoDay is a registered trademark of Lifetouch.
@Lifetouch - #MyLifetouchGraduation

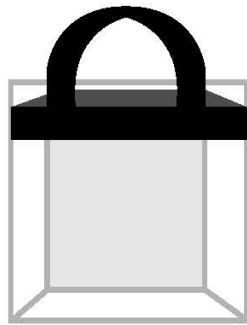


BERRY CENTER

CLEAR BAG POLICY

TRANSPARENT


CLEAR TOTE



CLEAR BACKPACK



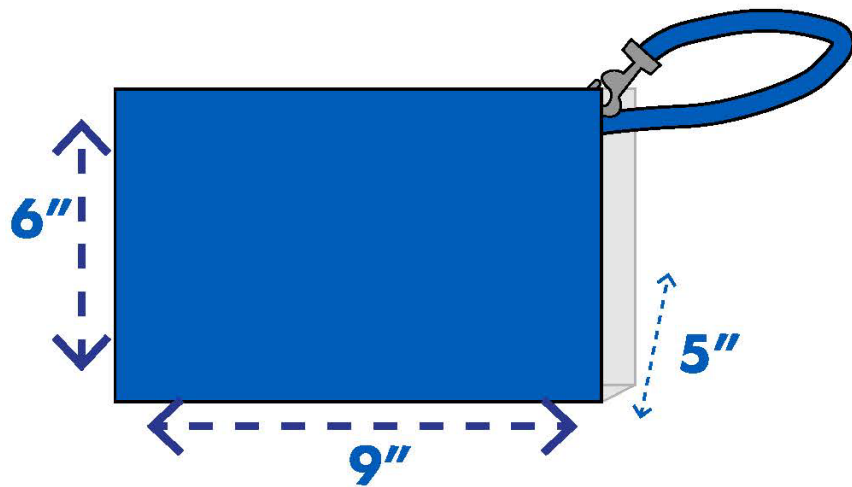
CLEAR STORAGE BAG



No size limitations

NON-TRANSPARENT

SMALL PURSE OR CLUTCH



Size to not exceed
6" x 9" x 5"